



SYST'AM® P951D / BACK SUPPORT & THERAPEUTIC COMBI-PACKS

BACK SUPPORT MADE OF VISCOELASTIC FOAM WITH MEMORY EFFECT AND MULTI-BEARING SURFACE

MATERIALS

80
kg/m³



Visco foam



Removable
POLYMAILLE®
cover

Foam maintenance:



(Do not immerse in water)

Cleaning of the cover:



INDICATIONS

P951D / Back support and Therapeutic Combi-Packs can be used to:

- 1- Improve positioning in wheelchair.
- 2- Improve seating orientation
- 3- Contribute reducing forward sliding.
- 4- Contribute releasing back pains.



UNIVERSAL ATTACHMENT SYSTEM

→ Enables adaptation of the back support to most wheelchair models

AVAILABLE VERSIONS



P951D / Back Support
With POLYMAILLE® Cover.



Therapeutic Combi-Packs
(See P. 46)

DESIGNATION	SIZE	ITEM CODE	SIZES W x L x H (cm x inches)
P951D / Back support Small with POLYMAILLE® Cover	Small	P951DS1HW	44 x 39 x 9 cm / 17 x 15 x 3,5"
	Standard	P951DIHW	49 x 44 x 9 cm / 19 x 17 x 3,5"
	Large	P951DL1HW	49 x 50 x 10 cm / 19 x 20 x 4"





SYST'AM® BACK SUPPORT IS WITH THE CUSHION FOR THE PREVENTION OF PRESSURE SORE: A VERY COMPLEMENTARY SYSTEM

- Provides significant relief from the spinal pressure points.
- Reduces the risk of sores forming in the sacrum area due to the reduction in sagittal instability (forward slipping).
- Reduces shear effects on the sacrum/buttock area thanks to the better pelvic support.




AN ANATOMIC FORM


- Respects the morphology of the back resulting from syphosis.
- Respects the Anatomy of the low lumbar, an important aspect of posture.

IMPROVED COMFORT OF THE PATIENT IN WHEELCHAIR

- Side padding to protect the axillary-dorsal zone from contact with the frame of the chair, often painful for wheelchair users.

COVER

-  → In the dorsal area, two-way stretch fabric coated with polyurethane that breathes and is totally waterproof.
-  → Stretch, coated fabric resists abrasion and constraints of intensive daily use.
-  → Highly resistant technical fabric positioned in areas subject to greater abrasion.



PERFORMANCE OF THE MULTIBEARING CONCEPT

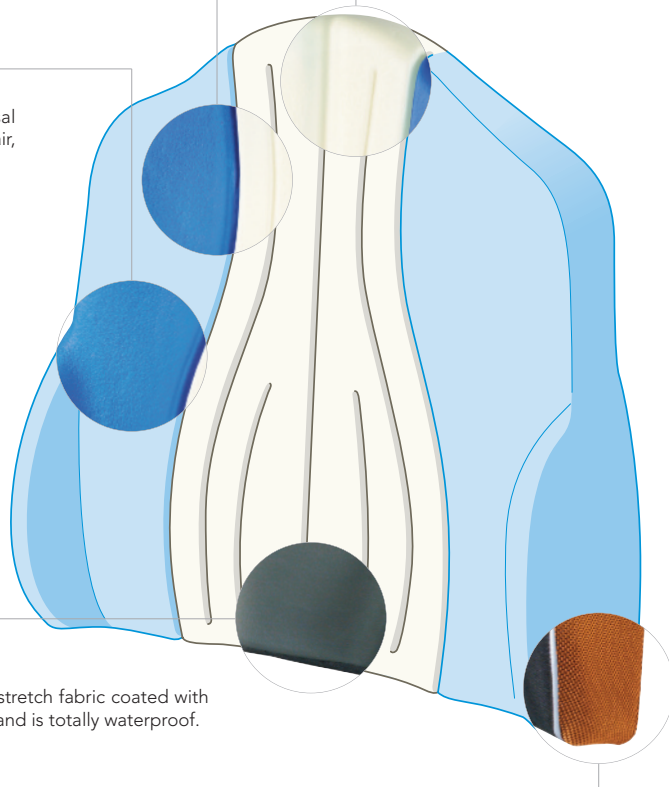
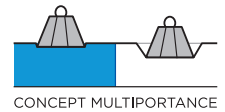
- The multibearing surface enables a better pressures distribution through the transfer of pressures from areas with low bearing capacity toward areas with high bearing capacity:

WHITE AREAS:

Areas with low bearing capacity (gentle support) frees vertebral zone from pressure peaks and favors proper dorsal fit.

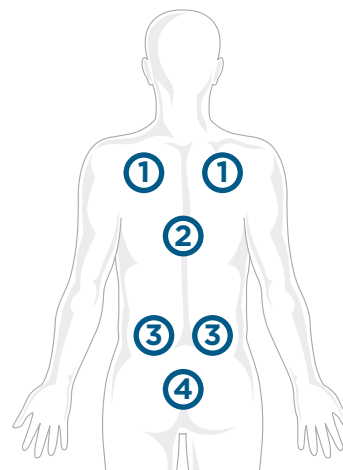
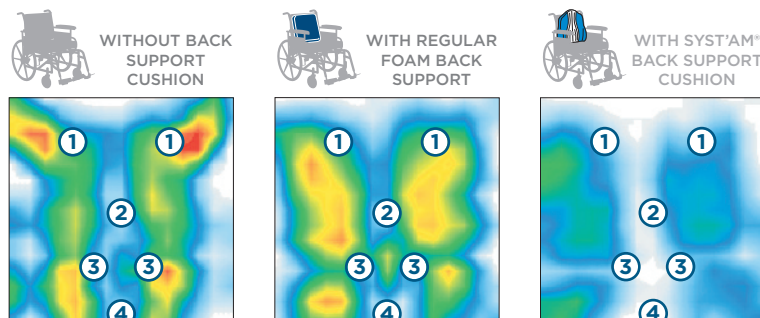
BLUE AREAS:

Areas with high bearing capacity (firmer support) transfers pressure from high-risk areas and accentuates lateral stability.



IMPROVEMENT OF THE POSITIONING AND THE STABILITY OF THE PATIENT

- By stabilising the pelvic area it contributes to preventing the sliding and risks of falling. This is a permanent issue for elderly at home and in nursing homes;
- The sides "pads" reduce the lateral instability, which is frequent by handicapped.



- ① SHOULDER BLADES / SHOULDERS
- ② VERTEBRAL ZONE
- ③ LUMBAR ZONE
- ④ SACRUM ZONE

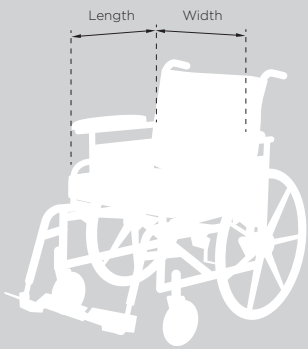


SYST'AM® THERAPEUTIC PACKS

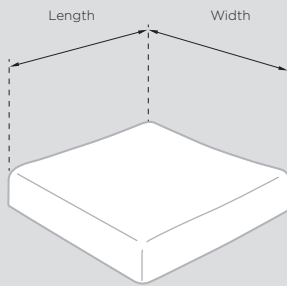
CUSTOMISED YOUR THERAPEUTIC PACK
WITH THE CUSHION OF YOUR CHOICE.



1 Check the dimensions of the seat of your wheelchair




2 Choose the right cushion size



3 Choose the desired cushion model to the right dimensions using the following table

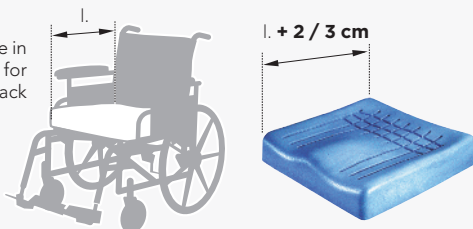
	
P371C / HR-FOAM Cushion	P311C / Gel cushion DUOGEL®
	
P314C / POLYFORM® Mixte	P341C / DUOFORM®
	
P361C / VISCOFLEX®	P361CA / VISCOFLEX®+
	
P361CP / VISCOFLEX®+ with pommel	P361CR / VISCOFLEX® Air
	
P301C / POLYAIR® 60	P302C / POLYAIR® 100

4 Determine the size of the back support

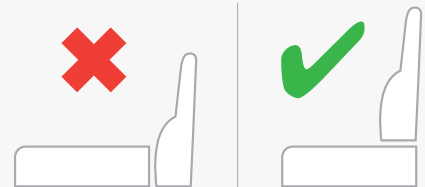


RECOMMANDATIONS

→ Consider a extra size in depth (+ 2 / 3 cm) for use with the back support..













→ Always put the back support on the cushion








WHEELCHAIR WIDTH (cm)	30/32	34/36	38		40 - 42				43/44		45 - 46				48/50		55	60					
AVAILABLE SIZES (cm)	32 x 32 cm	36 x 36 cm	38 x 38 cm	38 x 43 cm	40 x 40 cm	40 x 43 cm	40 x 46 cm	42 x 42 cm	42 x 46 cm	42 x 50 cm	43 x 43 cm	43 x 46 cm	45 x 42 cm	45 x 43 cm	45 x 46 cm	45 x 50 cm	46 x 40 cm	46 x 46 cm	48 x 43 cm	51 x 46 cm	51 x 50 cm	56 x 46 cm	61 x 50 cm

OVERVIEW OF CUSHIONS SIZES

 P371C HR-FOAM CUSHION								●					●		●						●			
 P311C SYST'AM GEL / SYST'AM DUOGEL®					●			●					●	●										
 P314C POLYFORM® Mixte					●									●										
 P341C DUOFORM®		●						●	●				●		●						●			
 P361C VISCOFLEX®		●	●		●			●	●				●		●					●	●	●		
 P361CP VISCOFLEX®+ with pommel								●					●		●									
 P361CA VISCOFLEX®+	●	●	●	●	●			●	●	●			●		●	●				●	●	●	●	●
 P361CR VISCOFLEX® AIR								●					●		●									
 P301C POLYAIR® 60 2 compartments (●) 1 compartment (●)		●			●	●	●					●	●				●	●		●	●	●	●	●
 P302C POLYAIR® 100 2 compartments (●) 1 compartment (●)					●	●	●					●	●				●	●		●	●	●	●	●

SIZES COMPATIBILITY «CUSHIONS/BACK SUPPORTS»

 P951D BACK SUPPORT Small	+	+	+	+																				
 P951D BACK SUPPORT Standard		+	+	+	+	+	+	+	+	+	+	+	+	+	+									
 P951D BACK SUPPORT Large								+	+	+	+	+	+	+	+	+	+	+	+	+	+			